

Document Number	Document Revision	Document Revision Date	Product Date Code Beginning With
L4249	B	07/2018	A

NOTICE:

Enerpac recommends the installation of all parts included in a service assembly or repair kit to ensure optimum performance of the repaired product.

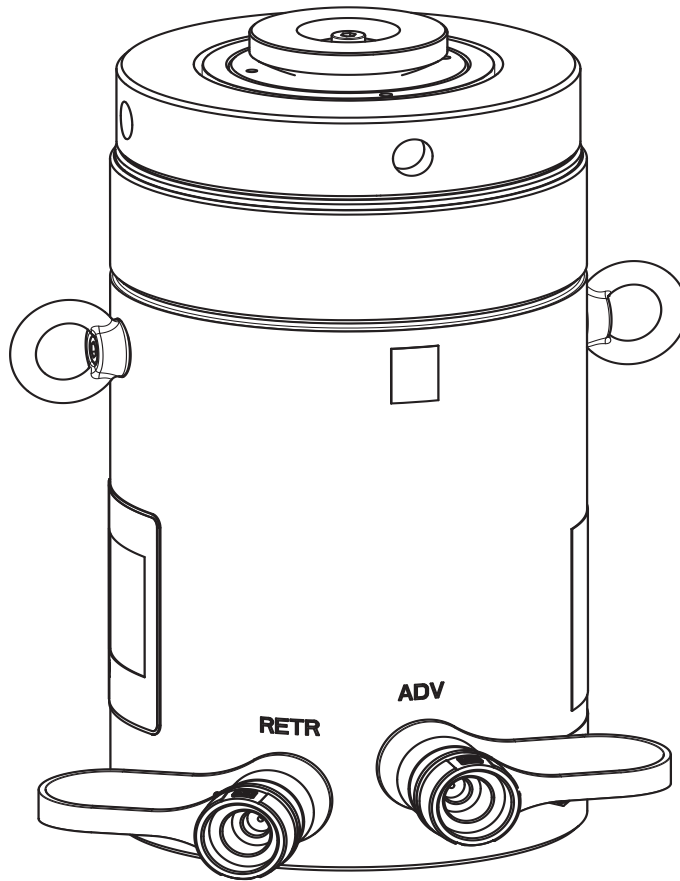
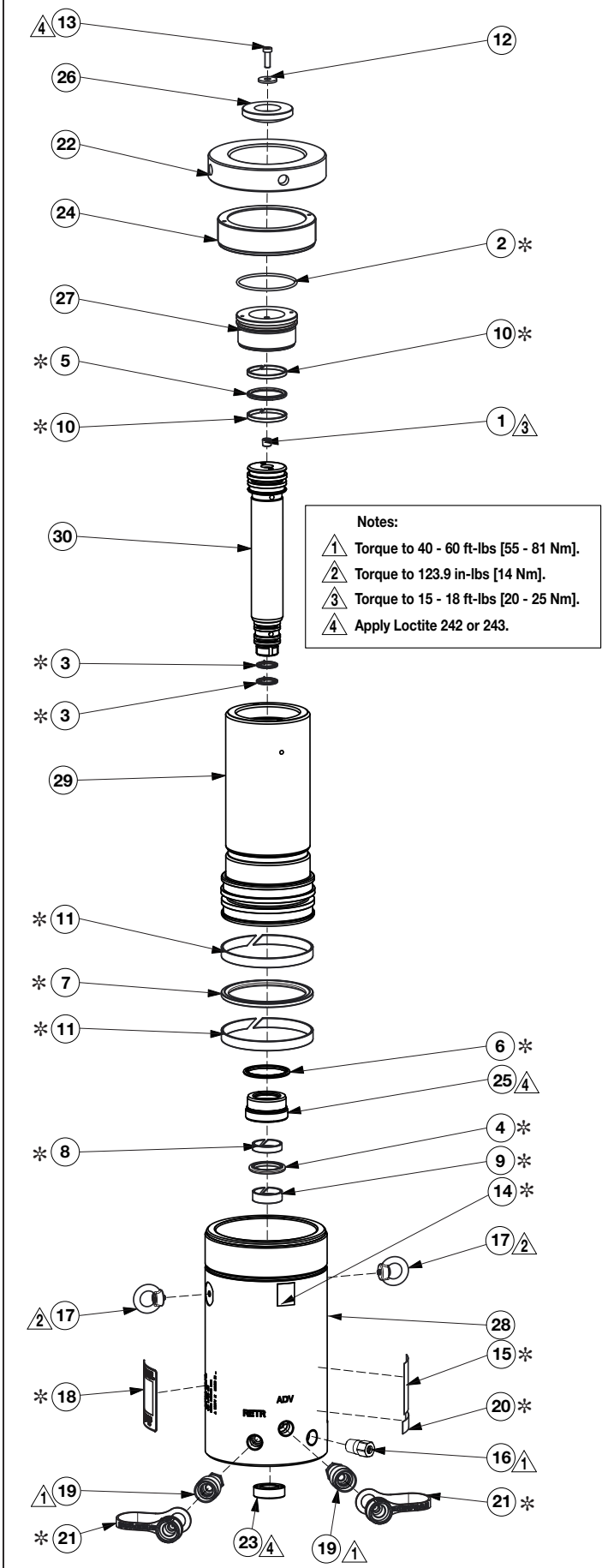


Table of Contents:

Figure 1, Model HCRL-100 Short	Page 2	Figure 2, Model HCRL-100 Tall	Page 3
--------------------------------------	--------	-------------------------------------	--------

Figure 1, Exploded View - Model HCRL 1002-1006

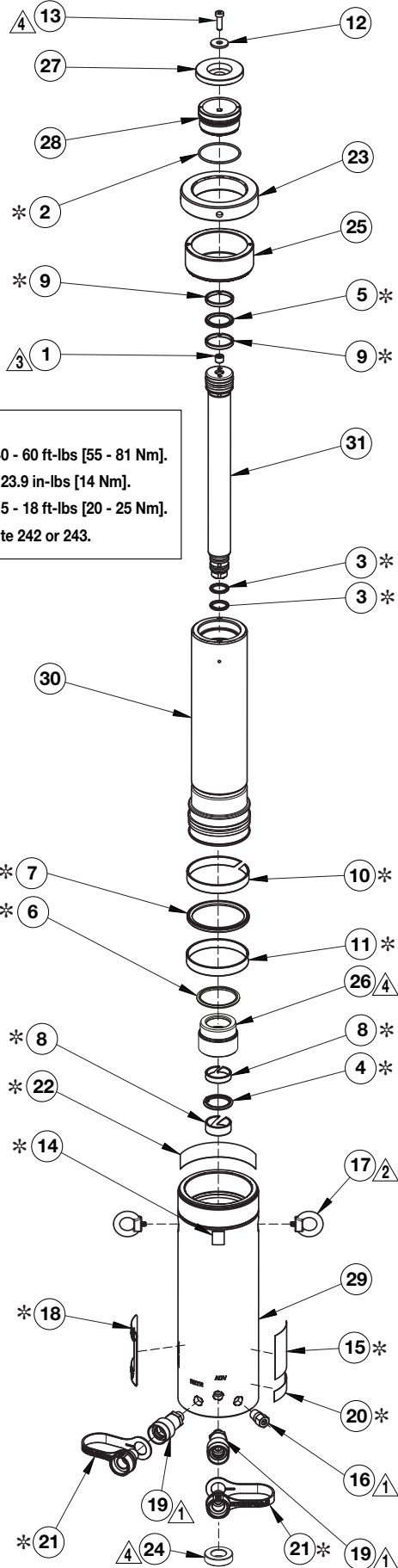


Repair Parts List for Figure 1

Item	Part Number	Qty.	Description
1	A1008245	1	1/4 Flush Plug W/Sealant
2	* B1103503	1	O-Ring
3	* BA0032513	2	Piston Seal 32 x 24.5 x 3.2
4	* BA0040514	1	Rod Seal 40 x 55.1 x 6.3
5	* BA0060513	1	Piston Seal 60 x 49 x 4.2
6	* BA0080513	1	Piston Seal 80 x 64.5 x 6.3
7	* BA0140513	1	Piston Seal 140 x 119 x 8.1
8	* BAC0040141	1	Bearing 40 x 45 x 9, 7 x 2.5
9	* BAD0040141	1	Bearing 40 x 45 x 15
10	* BBB0060141	2	Bearing 60 x 55 x 5, 6 x 2, 5
11	* BBD0140141	2	Bearing 140 x 135 x 15 x 2, 5
12	CAC1080108-3A	1	Washer 9 x 28 x 3 DIN440 R-ST
13	CBA823028-1D	1	Screw, Low Socket Head M8 x 1.25 x 25L Plain
14	* CU765026	1	Warning Decal, 0.75 x 0.94
15	* DA5625026	1	Warning Decal
16	DB8049900	1	Relief Valve Assembly
17	DB8099667	2	Eyebolt, Rotating, M6
18	* DB8100026	1	Decal, Product Specification
19	DC1389900	2	Female Coupler
20	* DC6154026	1	Warning Decal
21	* DD1782020	2	Dust Cap
22	HCRL100008	1	Nut HCRL 100
23	HCRL100008-1	1	Nut HCRL 100
24	HCRL100044	1	Stop Ring HCRL 100 Ton
25	HCRL100044-3	1	Stop Ring HCRL Small
26	HCRL100045	1	Saddle HCRL 100
27	HCRL100045-1	1	Tilt Saddle - Lower HCRL 100 Ton
28	N/A	1	Base HCRL 100 Ton 50 mm
	N/A	1	Base HCRL 100 Ton 100 mm
	N/A	1	Base HCRL 100 Ton 150 mm
29	N/A	1	Plunger HCRL 100 Ton 50 mm
	N/A	1	Plunger HCRL 100 Ton 100 mm
	N/A	1	Plunger HCRL 100 Ton 150 mm
30	N/A	1	Plunger-Int HCRL 100 Ton 50 mm
	N/A	1	Plunger-Int HCRL 100 Ton 100 mm
	N/A	1	Plunger-Int HCRL 100 Ton 150 mm

* Included in HCRL1002K Repair Kit. N/A - Item not available.

Figure 2, Exploded View - Model HCRL 1008-10012



- Notes:**
- 1 Torque to 40 - 60 ft-lbs [55 - 81 Nm].
 - 2 Torque to 123.9 in-lbs [14 Nm].
 - 3 Torque to 15 - 18 ft-lbs [20 - 25 Nm].
 - 4 Apply Loctite 242 or 243.

Repair Parts List for Figure 2

Item	Part Number	Qty.	Description
1	A1008245	1	1/4 Flush Plug W/Sealant
2	* B1103503	1	O-Ring
3	* BA0032513	2	Piston Seal 32 x 24.5 x 3.2
4	* BA0040514	1	Rod Seal 40 x 55.1 x 6.3
5	* BA0060513	1	Piston Seal 60 x 49 x 4.2
6	* BA0080513	1	Piston Seal 80 x 64.5 x 6.3
7	* BA0140513	1	Piston Seal 140 x 119 x 8.1
8	* BAD0040141	2	Bearing 40 x 45 x 15
9	* BBB0060141	2	Bearing 60 x 55 x 5.6 x 2.5
10	* BBD0140141	1	Bearing 140 x 135 x 15 x 2.5
11	* BBE0140141	1	Bearing 140 x 135 x 25 x 2.5
12	CAC1080108-3A	1	Washer 9 x 28 x 3 DIN440 R-ST
13	CBA823028-1D	1	Screw, Low Socket Head M8 x 1.25 x 25L Plain
14	* CU765026	1	Warning Decal, 0.75 x 0.94
15	* DA5625026	1	Warning Decal
16	DB8049900	1	Relief Valve Assembly
17	DB8099667	2	Eyebolt, Rotating, M6
18	* DB8100026	1	Decal, Product Specification
19	DC1389900	2	Female Coupler
20	* DC6154026	1	Warning Decal
21	* DD1782020	2	Dust Cap
22	* DD2459026	1	Enerpac Decal
23	HCRL100008	1	Nut HCRL 100
24	HCRL100008-1	1	Nut HCRL 100
25	HCRL100044-1	1	Stop Ring HCRL 100 Ton
26	HCRL100044-2	1	Stop Ring 100 Ton
27	HCRL100045	1	Saddle HCRL 100
28	HCRL100045-1	1	Tilt Saddle - Lower HCRL 100 Ton
29	N/A	1	Base HCRL 100 Ton 200 mm
	N/A	1	Base HCRL 100 Ton 250 mm
	N/A	1	Base HCRL 100 Ton 300 mm
30	N/A	1	Plunger HCRL 100 Ton 200 mm
	N/A	1	Plunger HCRL 100 Ton 250 mm
	N/A	1	Plunger HCRL 100 Ton 300 mm
31	N/A	1	Plunger-Int HCRL 100 Ton 200 mm
	N/A	1	Plunger-Int HCRL 100 Ton 250 mm
	N/A	1	Plunger-Int HCRL 100 Ton 300 mm

* Included in HCRL1008K Repair Kit. N/A - Item not available.

