

Document Number	Document Revision	Document Revision Date	Product Date Code Beginning With
L4252	C	07/2018	A

NOTICE:

Enerpac recommends the installation of all parts included in a service assembly or repair kit to ensure optimum performance of the repaired product.

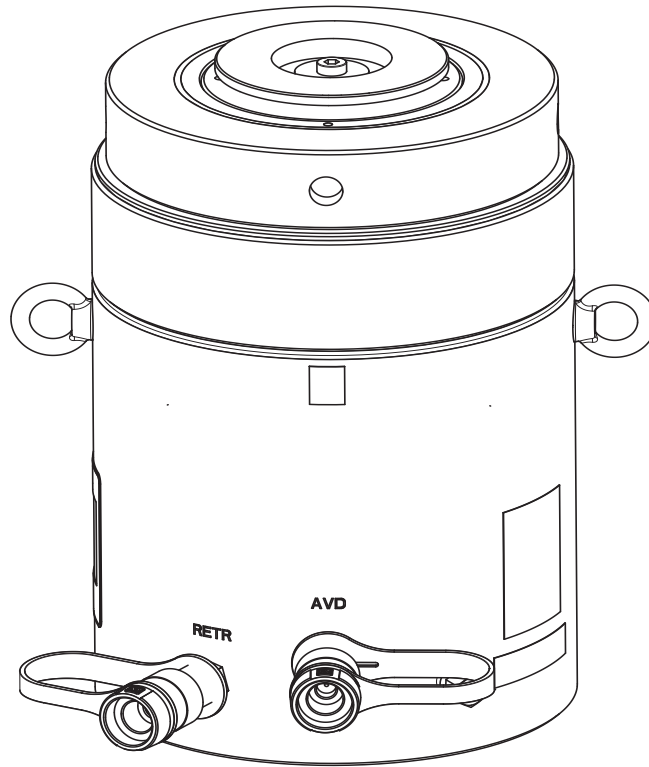
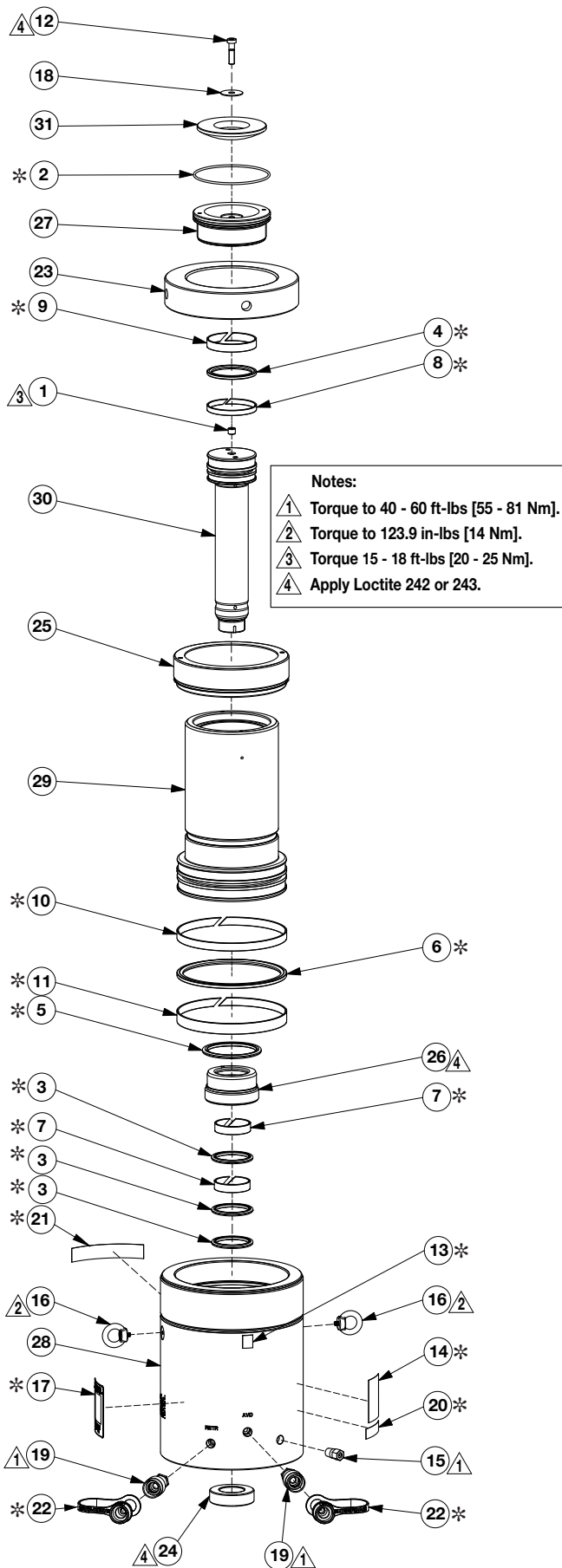


Table of Contents:

	Page	Page	
Figure 1, Model HCRL-250 Short	2	Figure 2, Model HCRL-250 Tall	3

Figure 1, Exploded View - Model HCRL 2502-2506

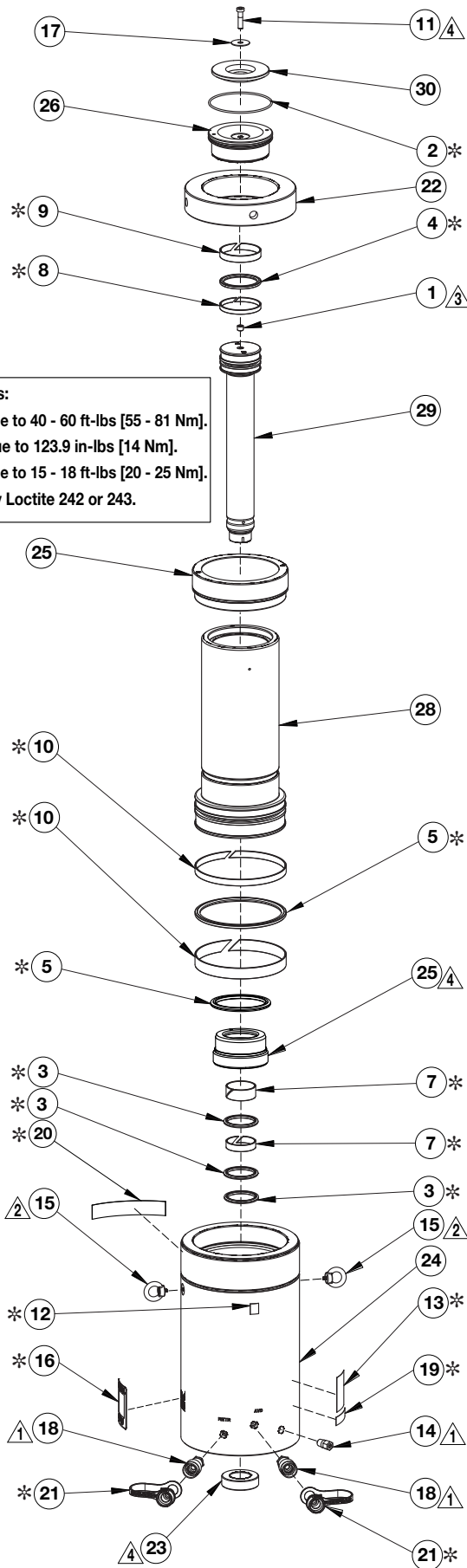


Repair Parts List for Figure 1

Item	Part Number	Qty.	Description
1	A1008245	1	1/4 Flush Plug W/Sealant
2	* B1124503	1	O-Ring
3	* BA0060514	3	Rod Seal 60 x 75.1 x 6.3
4	* BA0090513	1	Piston Seal 90 x 74.5 x 6.3
5	* BA0115513	1	Piston Seal 115 x 99.5 x 6.3
6	* BA0220513	1	Piston Seal 220 x 199 x 8.1
7	* BAD0060141	2	Bearing 60 x 65 x15
8	* BBC0090141	1	Bearing 90 x 85 x 9.7
9	* BBD0090141	1	Bearing 90 x 85 x 15
10	* BBD0220141	1	Bearing 220 x 195 x 15 x 2.5
11	* BBE0220141	1	Bearing 220 x 215 x 25
12	CBA1029028-1D	1	Screw DIN 7984 M10 x 40 Low Head
13	* CU765026	1	Warning Decal 0.75 x 0.94
14	* DA5625026	1	Warning Decal
15	DB8049900	1	Relief Valve Assembly
16	DB8050667	2	Eyebolt, Rotating, M8
17	* DB8100026	1	Decal, Product Specification
18	DB8108108	1	Washer, Steel 10.5 x 40 x 1.5 Zinc
19	DC1389900	2	Female Coupler
20	* DC6154026	1	Warning Decal
21	* DD1042026	1	Enerpac Decal
22	* DD1782020	2	Dust Cap
23	HCRL250008	1	Nut HCRL 250
24	HCRL250008-1	1	Nut HCRL 250
25	HCRL250044	1	Stop Ring HCRL 250 Ton
26	HCRL250044-3	1	Stop Ring HCRL Small
27	HCRL250045-1	1	Tilt Saddle - Lower HCRL 250 Ton
28	N/A	1	Base HCRL 250 Ton 50 mm
	N/A	1	Base HCRL 250 Ton 100 mm
	N/A	1	Base HCRL 250 Ton 150 mm
29	N/A	1	Plunger HCRL 250 Ton 50 mm
	N/A	1	Plunger HCRL 250 Ton 100 mm
	N/A	1	Plunger HCRL 250 Ton 150 mm
30	N/A	1	Plunger-Int HCRL 250 Ton 50 mm
	N/A	1	Plunger-Int HCRL 250 Ton 100 mm
	N/A	1	Plunger-Int HCRL 250 Ton 150 mm
31	LPL160045	1	Saddle LPL160

* Included in HCRL2502K Repair Kit. N/A - Item not available.

Figure 2, Exploded View - Model HCRL 2508-25012



- Notes:**
- 1 Torque to 40 - 60 ft-lbs [55 - 81 Nm].
 - 2 Torque to 123.9 in-lbs [14 Nm].
 - 3 Torque to 15 - 18 ft-lbs [20 - 25 Nm].
 - 4 Apply Loctite 242 or 243.

Repair Parts List for Figure 2

Item	Part Number	Qty.	Description
1	A1008245	1	1/4 Flush Plug W/Sealant
2	* B1124503	1	O-Ring
3	* BA0060514	3	Rod Seal 60 x 75.1 x 6.3
4	* BA0090513-MM	1	Piston Seal 90 x 74.5 x 6.3
5	* BA0115513	1	Piston Seal 115 x 99.5 x 6.3
6	* BA0220513	1	Piston Seal 220 x 199 x 8.1
7	* BAE0060141	2	Bearing 60 x 65 x 25
8	* BBC0090141	1	Bearing 90 x 85 x 9.7
9	* BBD0090141-MM	1	Bearing 90 x 85 x 15
10	* BBE0220141	2	Bearing 200 x 215 x 25
11	CBA1029028-1D	1	Screw DIN 7984 M10 x 40 Low Head
12	* CU765026	1	Warning Decal 0.75 x 0.94
13	* DA5625026	1	Warning Decal
14	DB8049900	1	Relief Valve Assembly
15	DB8050667	2	Eyebolt, Rotating, M8
16	* DB8100026	1	Decal, Product Specification
17	DB8108108	1	Washer, Steel 13 x 50 x 3 Zinc
18	DC1389900	2	Female Coupler
19	* DC6154026	1	Warning Decal
20	* DD1042026	1	Decal, Enerpac
21	* DD1782020	2	Dust Cap
22	HCRL250008	1	Nut HCRL 250
23	HCRL250008-1	1	Nut HCRL 250
24	HCRL250044-1	1	Stop Ring HCRL 250 Ton
25	HCRL250044-2	1	Stop Ring HCRL Large
26	HCRL250045-1	1	Tilt Saddle - Lower HCRL 250 Ton
27	N/A	1	Base HCRL 250 Ton 200 mm
	N/A	1	Base HCRL 250 Ton 250 mm
	N/A	1	Base HCRL 250 Ton 300 mm
28	N/A	1	Plunger HCRL 250 Ton 200 mm
	N/A	1	Plunger HCRL 250 Ton 250 mm
	N/A	1	Plunger HCRL 250 Ton 300 mm
29	N/A	1	Plunger-Int HCRL 250 Ton 200 mm
	N/A	1	Plunger-Int HCRL 250 Ton 250 mm
	N/A	1	Plunger-Int HCRL 250 Ton 300 mm
30	LPL160045	1	Saddle LPL160

* Included in HCRL2508K Repair Kit. N/A - Item not available.

